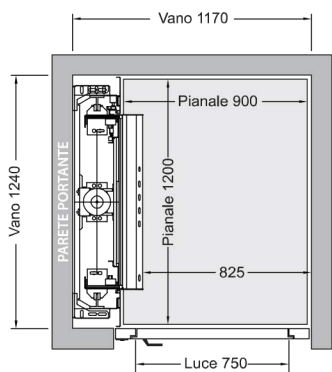


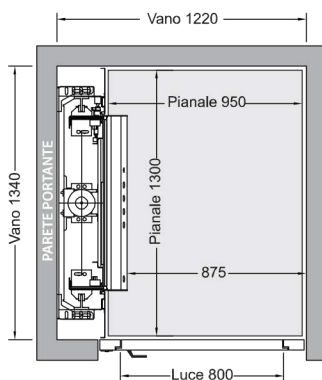
Piattaforma Upper - vano corsa in muratura

Ogni piattaforma elevatrice **Upper** è sviluppata su misura, i disegni riportati rappresentano soltanto alcune possibili realizzazioni.

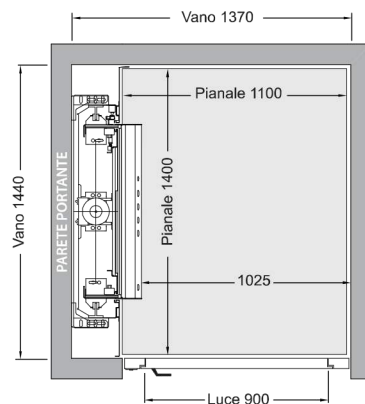
EP potrà apportare in qualunque momento modifiche ai modelli descritti in questo stampato per ragioni di natura tecnica o commerciale.



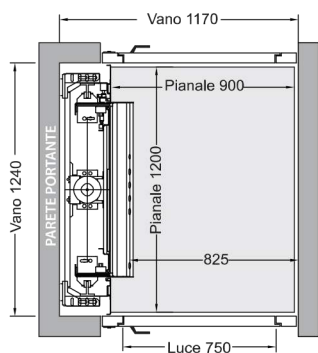
300 Kg - 1 Accesso



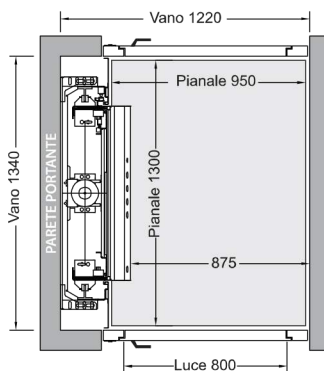
300 Kg - 1 Accesso



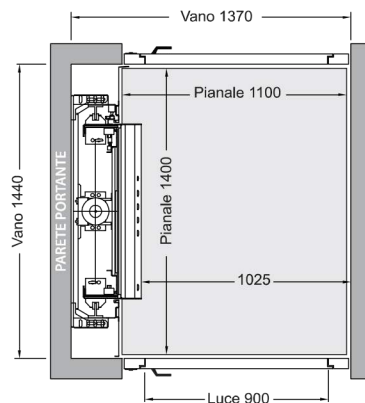
300 Kg - 2 Accessi Opposti



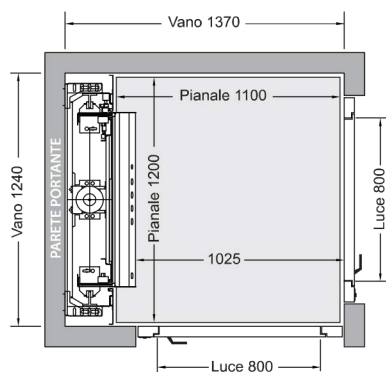
300 Kg - 2 Accessi Opposti



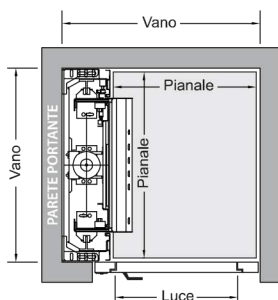
300 Kg - 2 Accessi Opposti



300 Kg - 2 Accessi Opposti



300 Kg - 2 Accessi Adiacenti



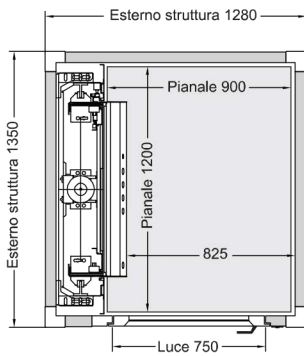
300 Kg - Su misura

Upper è disponibile anche
con 3 accessi

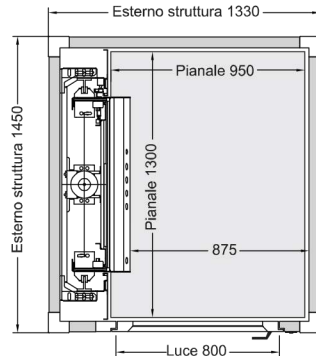
Disegni fuori scala, quote in mm

Piattaforma Upper - vano corsa in struttura

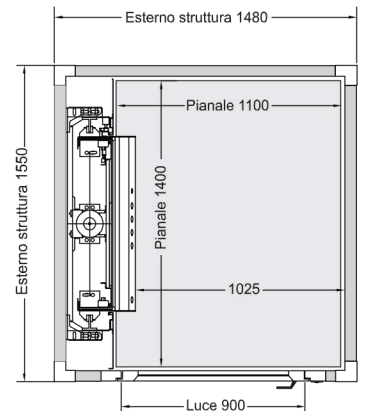
Ogni piattaforma elevatrice **Upper** è sviluppata su misura, i disegni riportati rappresentano soltanto alcune possibili realizzazioni. **EP** potrà apportare in qualunque momento modifiche ai modelli descritti in questo stampato per ragioni di natura tecnica o commerciale.



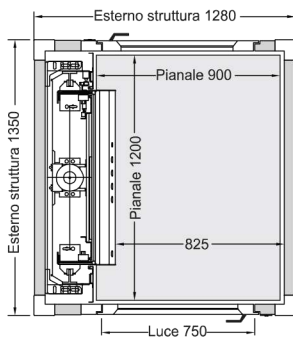
300 Kg - 1 Accesso



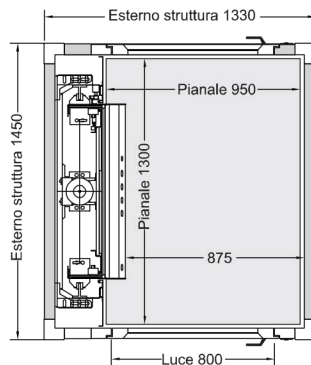
300 Kg - 1 Accesso



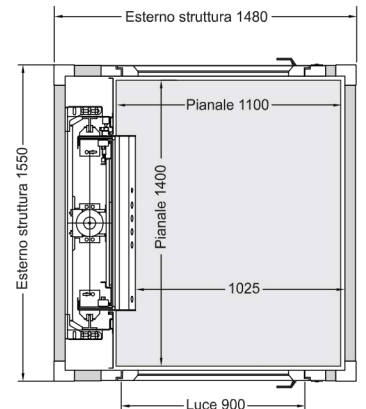
300 Kg - 1 Accesso



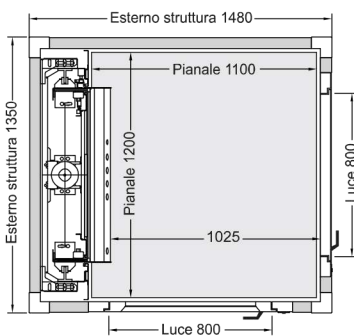
300 Kg - 2 Accessi Opposti



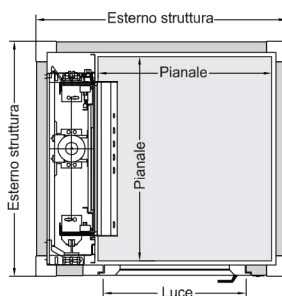
300 Kg - 2 Accessi Opposti



300 Kg - 2 Accessi Opposti



300 Kg - 2 Accessi Adiacenti



300 Kg - Su misura



Armadio di contenimento

Upper può essere fornito con armadio di contenimento del quadro di manovra e della centralina.

Disegni fuori scala, quote in mm